

HOME

TESTING

CASES

HOSPITALIZATION

DEATHS

COVID-19 in South Carolina

As of 11:59 PM on 7/21/2021

Deaths

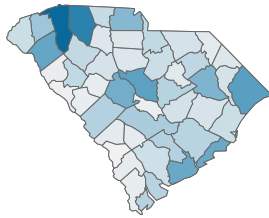
9,878

Percent of Deaths with Comorbid Conditions

64.8%

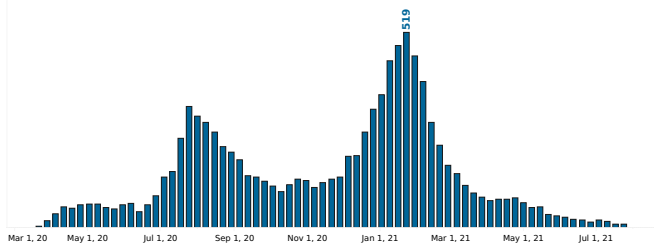
[Go to Comorbidity Details](#)

Reported Deaths due to COVID-19, by County
County: All



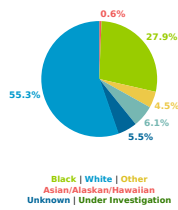
Count 15 | 1,041

Reported COVID-19 Deaths, by Week of Date of Death

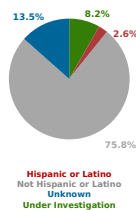


County Displayed: **South Carolina** | Dates Displayed: 3/4/2020 to 7/21/2021
Note: Data is suppressed for fewer than 5 cases

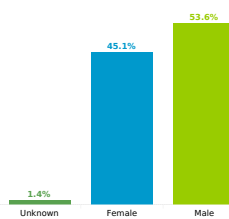
Reported COVID-19 Deaths, by Race
All



Reported COVID-19 Deaths, by Race
All



Reported COVID-19 Cases, by Sex
All



Reported COVID-19 Cases, by Age Group & Age Related Information

